












Art long term overview

	EYFS	Year 1	Year 2	Year 3	Year 4	Year 5	Year 6
Autumn 1	<p>Art and Design is embedded in the EYFS curriculum, primarily within 'Expressive Arts and Design'. The children are given a wealth of opportunities to engage in activities, both child-initiated and adult-directed, which enable them to experiment with a range of media and materials to mark make, model and construct.</p> <p>-Safely use and explore a variety of materials, tools and techniques,</p>	<p>Drawing Using drawing, collage and mark-making to create a collaborative class work of art linked to spirals</p> <p>Introducing sketchbooks Using nature to develop drawing skills by exploring types of lines and types of media. To create a spiral/circle using pencil and dry media to form a collaborative class work</p> <p>What is a sketchbook used for?</p> <p>Artist: Kandinsky and Molly Haslund</p> 	<p>Drawing and painting Still life observational painting of flowers/plants</p> <p>Looking at Still life (flowers and plants) and developing understanding of colour using poster paints</p> <p>How do different artists draw and paint flowers?</p> <p>Artists: Vincent Van Gogh and Georgia O'Keefe</p> 			<p>Printing Create a poetry vine using printing (carbon paper) and collage.</p> <p>Combining monotype printing with painting and collage to create a visual poetry zine</p> <p>What images/ shapes/ patterns could you use to 'tell' the poem?</p> <p>Artists: Kevork Mourad</p> 	<p>Painting Watercolour painting linked to light, water and reflection.</p> <p>Observing and representing light, water and reflection using watercolour painting techniques.</p> <p>How have the different artists shown light, water and reflection in their paintings?</p> <p>Artists: Claude Monet, Japanese artwork and David Hockney</p> 

Art long term overview

Autumn 2	<p>experimenting with colour, design, texture, form and function.</p> <p>- Share their creations, explaining the process they have used.</p>		<p>Printing Nature themed Mono-printing using polystyrene tile</p> <p>Exploring simple ways to print resulting in designing and a simple nature themed, e.g. leaf print, polystyrene tile. To use print to create a collaborative class artwork.</p> <p>What is meant by 'print'? How can we make simple prints?</p> <p>Artist: William Morris</p> 	<p>Drawing and painting Using colour to create op-art.</p> <p>Exploring the colour wheel, shape and pattern through Op Art</p> <p>How can we use our knowledge of colour and shape to create a successful Op Art picture?</p> <p>Artist: Bridget Riley and Frank Stella</p> 	<p>Sculpture Creating a clay tile</p> <p>Exploring clay techniques to create a themed clay tile (possibly Egyptian eye)</p> <p>How can we create texture, form and pattern using clay?</p> <p>Artist: Mahmoud Mukhtar</p> 		<p>Sculpture Creating an abstract clay sculpture</p> <p>Designing and sculpting (from clay) natural forms inspired by a modern sculptor.</p> <p>What do you think the sculpture represents? Why?</p> <p>Artists: Henry Moore and Barbara Hepworth</p> 
----------	--	--	---	--	--	--	--




Art long term overview

Spring 1		<p>Painting and colour Exploring colour – create painting linked to seasons</p> <p>Exploring colour, pattern, shape and brush size in painting – producing work inspired by famous artists.</p> <p>Name basic colours and make tints. Know primary colours. Mix simple colours. Paint using poster or powder paints.</p> <p><i>How do artists use colour in their work?</i></p> <p>Artists: Jackson Pollock and Joan Mitchell, Piet Mondrian</p> 		<p>Drawing and painting Create a book illustration (watercolours and ink)</p> <p>Using watercolours (background washes) and line drawings to create an illustration for a chosen book</p> <p>How is art used in storytelling?</p> <p>Artists: Charlie Mackesy, Laura Carlin and Shaun Tan</p> 	<p>Printing Seascape inspired printmaking – relief tile</p> <p>Investigating printing techniques, including the layering of colour and creation of a relief tile. To create a seascape inspired print (for class mural).</p> <p><i>How do you think the artists have created their prints?</i></p> <p>Artist: Katsushika Hokusai and James Bartholomew</p> <p>Other printmakers: Michell Hughes and Alison Deegan</p> 		
----------	--	---	--	--	--	--	--


Art long term overview

Spring 2			<p>Sculpture African design clay pot Exploring clay and learning techniques to create a pot inspired by African art.</p> <p><i>How can we make a 3D object (pot) from clay?</i></p> <p>Artist: Esther Mahlangu</p> 	<p>Sculpture and drawing Sculpture exploring human form Exploring the human form resulting in creating a wire and foil sculpture</p> <p><i>How do different artists represent the human form?</i></p> <p>Main artist: Alberto Giacometti (main) Other: Anthony Gormley, Niki de Saint Phalle</p> 			<p>Drawing and multimedia Exploring identity using mixed media Exploring accurate representations of faces to produce a mixed-media self-portrait which represents them.</p> <p><i>How can we draw a face accurately? What things could you draw to represent you?</i></p> <p>Artists: Leonardo da Vinci, Kelvin Okafor</p> 
----------	--	--	--	---	--	--	---





Art long term overview

Summer 1		<p>Collage (including digital) Produce a portrait collage by layering materials Exploring the use of layering materials and using different media to produce a portrait collage</p> <p>What is meant by a collage? How will you make your portrait?</p> <p>Artists: Henri Matisse and Paul Klee</p> 			<p>Drawing and painting Creating own composition using watercolours and viewfinders. Exploring landscape/still life and creating own composition. Using viewfinder/photography to capture best angle to create own still-life inspired artwork</p> <p>What is meant by composition and how do artists use it in still life?</p> <p>Artist: Paul Cezanne, , Jan Davidsz and Hilary Pecis,</p> 	<p>Drawing Drawing architecture Draw accurately for extended periods to produce detailed, analytical drawings</p> <p>Exploring one-point perspective (using a vanishing point) when drawing architecture. Developing understanding of architecture design and change over time.</p> <p>How can perspective be used to draw buildings accurately?</p> <p>Artist: Stephen Wiltshire, Zaha Hadid and Antoni Gaudi</p> 	
----------	--	---	--	--	--	--	--

Art long term overview

Summer 2						<p>Digital media Pop art inspired artwork – mixed media Exploring pop-art and digital techniques to create own inspired artwork.</p> <p>What are the main characteristics and features of Pop Art?</p> <p>Artists: Andy Warhol and Roy Lichtenstein</p> 	
----------	--	--	--	--	--	---	--

Key

	Build – area of study that builds on previous area of learning		Revisit – spaced retrieval
	Link – area of study links to another curriculum area		New - Introduce new content