


























		Year 1	Year 2	Year 3	Year 4	Year 5	Year 6
Autumn 1	<p><b>What can we use?</b></p> <p><b>Creating with materials ELG:</b> Safely use and explore a variety of materials, tools and techniques, experimenting with colour, design, texture, form and function</p>			<p><b>How are textiles used?</b></p>  <p><b>Textiles:</b> Templates and joining. Research, design, make and evaluate cushions.</p>	<p><b>What is the purpose of a shell structure?</b></p>  <p><b>Structures:</b> Research, design, make and evaluate shell structures.</p> 		
Autumn 2	<p><b>Share their creations, explaining the process they have used</b></p> <p><b>Fine Motor Skills ELG:</b> Use a range of small tools, including scissors, paint brushes and cutlery</p>	<p><b>How can we make something move?</b></p>  <p><b>Mechanisms:</b> Sliders/levers for a winter scene. Design, make and evaluate.</p>				<p><b>What are Cam Toys?</b></p>  <p><b>Mechanisms:</b> Research, design, make and evaluate Cam Toys.</p> 	
Spring 1	<p><b>What shall we cook?</b></p> <p><b>What can we make from wood?</b></p> <p><b>Share their creations, explaining the process they have used</b></p>		<p><b>How do wheels move?</b></p>  <p><b>Mechanisms:</b> Wheels and axles.  Design, make and evaluate a trolley on wheels.</p>			<p><b>How do frames work?</b></p>  <p><b>Structures:</b> Research, design, make and evaluate bridges/ frame structures.</p>	<p><b>What food can be made using seasonal ingredients?</b></p> <p><b>Food technology:</b> Research, plan, make and evaluate dishes using seasonal foods.</p> 
Spring 2		<p><b>How are things made?</b></p>  <p><b>Structures:</b> Playground structures. Design, make and evaluate a freestanding structure for a playground.</p>			<p><b>How do circuits and switches work?</b></p>  <p><b>Electrical Systems:</b> Buzzer games circuits and switches.</p>	<p><b>How is bread made?</b></p> <p><b>Food technology:</b> Research, plan, make and evaluate bread.</p> 	
Summer 1			<p><b>How can we join materials?</b></p>  <p><b>Textiles:</b> Templates and joining. Design, make and evaluate hand puppets.</p>	<p><b>How can air be used to move things?</b></p>  <p><b>Mechanisms :</b> Research, design, make and evaluate Pneumatics animals of the woods.</p>			<p><b>How do pulleys work?</b></p> <p><b>Electrical/ Mechanisms:</b> Research, design, make and evaluate pulleys in</p>  <p>a circuit.</p>

Summer 2		<p><b>Where do the fruits come from?</b></p>  <p><b>Food technology:</b> Fruit Salads. Plan, make and evaluate a fruit salad.</p>	<p><b>What does an African dish look like?</b></p>  <p><b>Food technology:</b> Irio. Plan, make and evaluate Irio.</p>	<p><b>What food do they eat in the Caribbean?</b></p>  <p><b>Food technology:</b> Research, plan, make and evaluate Caribbean patties.</p>	<p><b>What does a local dish look like?</b></p>  <p><b>Food technology:</b> Research, plan, make ad evaluate Bedfordshire clangers.</p>		<p><b>How do computers help our designs?</b></p>  <p><b>Computer aided design:</b> Research, use and incorporate Crumble/ Microbit.</p>
----------	--	--	---	---	--	--	--

Key

	Build – area of study that builds on previous area of learning		Revisit – spaced retrieval
	Link – area of study links to another curriculum area		New - Introduce new content